

# Hoteza Cast

Upgrade your  
existing TV

Chromecast is a small media streaming device that plugs into the HDMI port on your existing TV. Use your iPhone®, iPad®, Android phone and tablet, Mac® and Windows® laptop, or Chromebook to cast movies, games and music to the big screen.

[GET CHROMECAST](#)



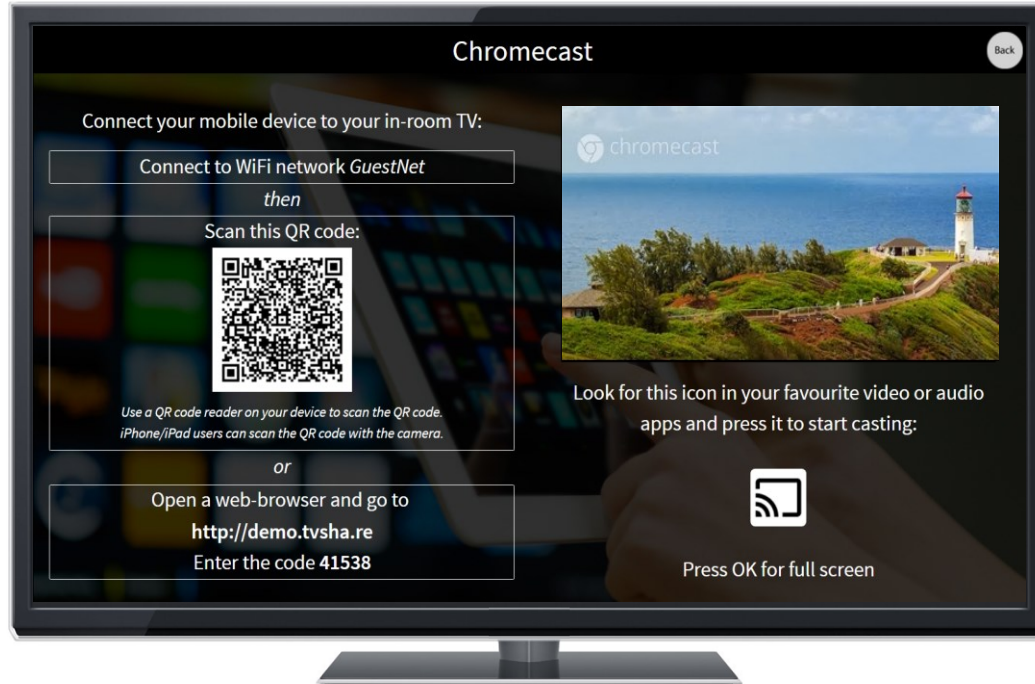
# Hoteza Cast

A seamless solution for guests bringing their own content into the guest room:

- Android & iOS compatible
- Secure authentication of guest's devices
- All data cleared at checkout
- 'At home' casting experience
- 1000+ apps compatible with Google Chromecast



# TV Interface

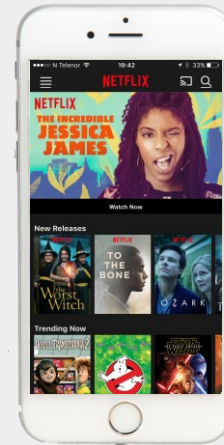
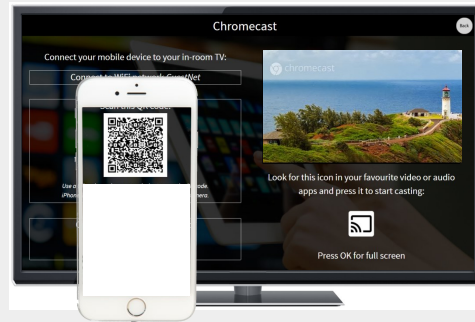
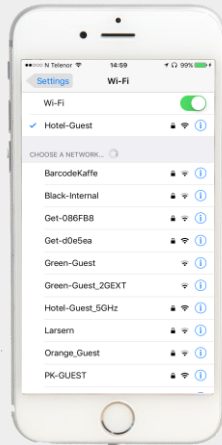


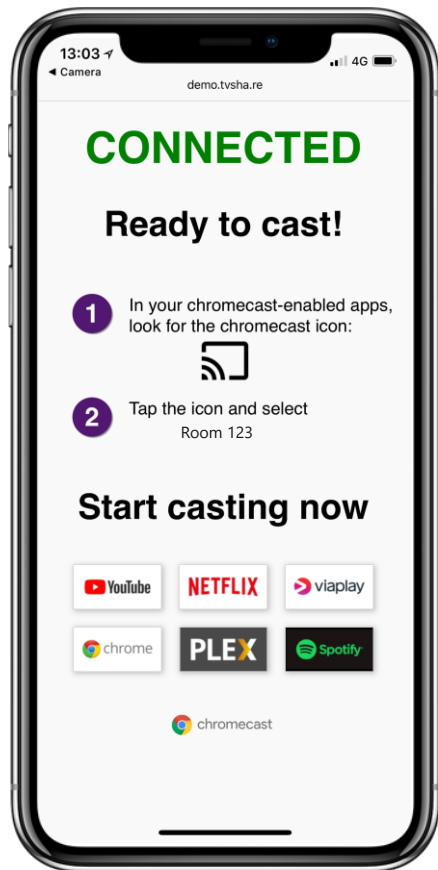
# Easy to use

Connect to  
Hotel Wi-Fi

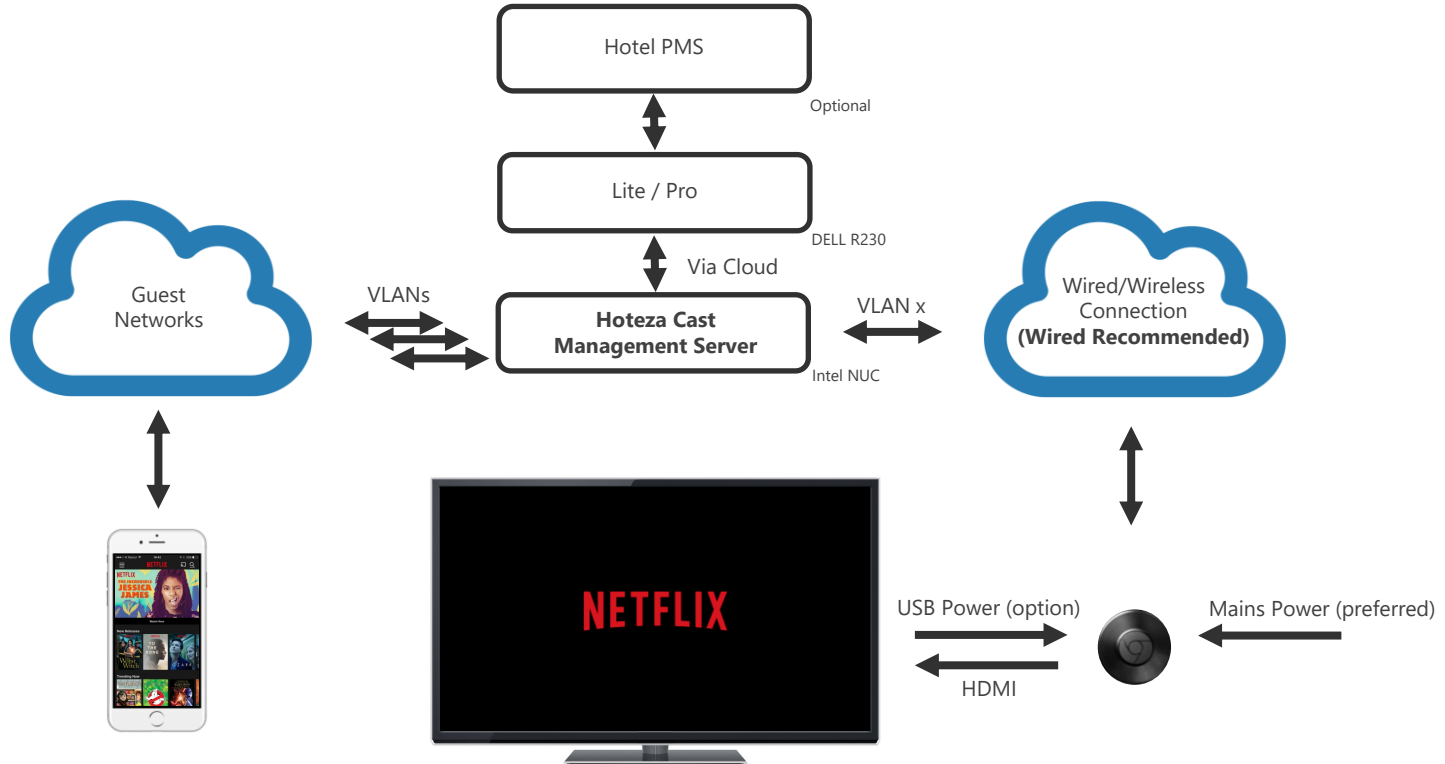
Scan QR code  
from TV

Begin casting





# How it works





# Hoteza Cast: The Flow



## At Arrival

- 1) The guest checks-in
- 2) Hoteza receives check-in information from PMS (Optional)
- 3) The Chromecast service is enabled for the room
- 4) The guest can begin to add devices and cast

## At Departure

- 1) The guest checks-out
- 2) Hoteza receives check-out command from PMS (Optional)
- 3) All approved guest devices are deleted (via PMS or schedule)
- 4) TV is powered off

# Hoteza Cast: Q&A

## 1) Why can't I use Chromecast normally – like I do at home?

For iOS applications to work, then the Chromecast dongle needs to be installed without Chromecast 'Guest Mode'. This will unfortunately allow all guests to see all rooms, stream to all rooms and manage the dongles in all rooms. The Hoteza management server isolates the Chromecast dongle for each room, and prevents changes to the Chromecast setup.

## 2) Can I use guest mode – and skip the Management Server?

Yes. Guest mode is a perfect solution, but it only works for Android applications/devices. 'Guest Mode' locks the Chromecast dongle for unauthorized access, so no Management Server will be needed.